



RAYONEX[®]

BIOMEDICAL · SINCE 1982

RAYONEX *feedback*

THE MAGAZINE ON **BIORESONANCE ACCORDING TO PAUL SCHMIDT**[®]

Study on the treatment of chronic pain with
Bioresonance according to Paul Schmidt

Extension Kit for the Rayocomp PS 10

Energetically optimised
supplements

02
10.2024

Important information: Please note that the information, advice and solutions offered here are based on over 40 years of experience. However, it is important to note that this advice is not a substitute for a consultation with a naturopath or a doctor practising naturopathy. Furthermore, we would like to emphasise here and in the following pages that the conventional medical community has yet to accept or acknowledge the effects of bioenergetic oscillations, despite the existence of a double-blind randomised, placebo-controlled, prospective clinical study.

Editor's note: The editors reserve the right to shorten and adapt the language of incoming texts.

EDITORIAL

Encouraging decisions in uncertain times

Dear friends, users, and supporters of Bioresonance according to Paul Schmidt, our world is facing many challenges, including numerous wars and conflicts. The current economic, environmental, and political crises are also taking a heavy emotional toll. This triggers fears, and we react almost instinctively with a marked reluctance to invest and a general change in purchasing behaviour.



Dietmar Heimes
CEO Rayonex Biomedical

Although the number of new bioresonance devices from Rayonex continues to rise, fewer devices are being purchased, with more being rented or financed instead. This makes the rental option, which Rayonex has been offering for over 20 years, even more important. Which is why we are devoting a special article to this topic. We have only been offering the financing of bioresonance devices for the past 5 years. The first financing contract ever completed expired in May of this year, and unlike renting, the device transferred to the customer's ownership without any remaining payment. A true win-win situation!

In uncertain times, bold and encouraging decisions are essential, especially when keeping the future in focus. Therefore, our primary focus continues to be the ongoing development of Bioresonance according to Paul Schmidt and related research. In the Extension Kit article, you will be surprised to see how we are

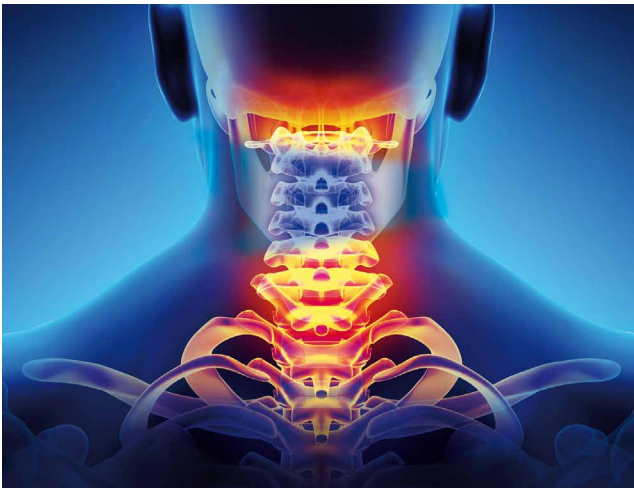
taking both Bioresonance according to Paul Schmidt and our bioresonance devices into the future.

The creation of the Rayonex Foundation, dedicated to Bioresonance according to Paul Schmidt, stands as one of our boldest decisions. The foundation aims to create a community of support for Bioresonance according to Paul Schmidt and to offer numerous benefits to its supporters. We are excited to announce

that the foundation has been officially recognised, as confirmed by the foundation authority just before the deadline for this article. We, the board members of the Rayonex Foundation (Gudrun Bunkenburg, Michio Norose, and Dietmar Heimes), are thrilled with the foundation's launch and proud to establish a positive and forward-looking symbol of stability during these turbulent times. The next issue of Rayonex feedback will contain a detailed report on the new Rayonex Foundation.

We hope you enjoy reading the second issue of Rayonex feedback and wish you every success in using Bioresonance according to Paul Schmidt.

*Best regards
Dietmar Heimes*



More information inside



CONTENT

6

Feature Story

Successful treatment of chronic pain

10

Good to Know

Energetically optimised supplements
Case report 'The pathogen is nothing,
the environment is everything.'

14

Rayonex Internal

Renting from Rayonex Biomedical

16

Rayonex International

Five years of pioneering work

18

Building Biology

A little success story



20

Rayonex Innovative

The new Extension Kit for the Rayocomp PS 10

23

Human Medicine

Breast Clinic in Berlin uses Bioresonance
according to Paul Schmidt

29

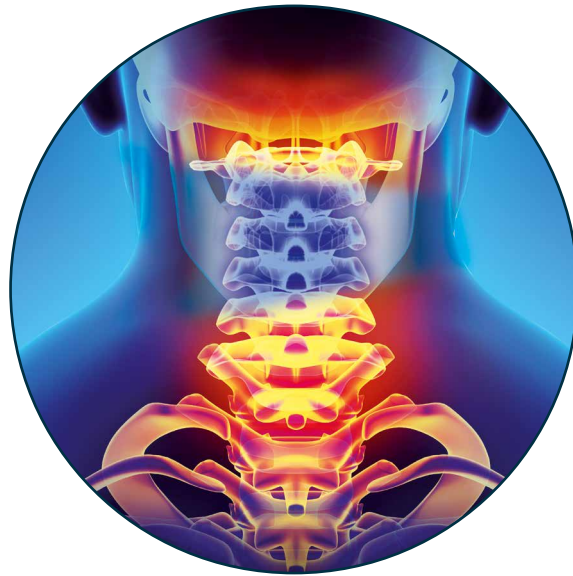
Veterinary Medicine

Case report 'Pony gelding with EOTRH'

31

Sneak Peek

Preview of the next issue



SUCCESSFUL TREATMENT OF CHRONIC PAIN

The claims of the clinical prospective, double-blind randomised and placebo-controlled study

The clinical prospective, double-blind randomised and placebo-controlled study on pain reduction in patients with cervical spine syndrome proves the effectiveness of Bioresonance according to Paul Schmidt, the Rayocomp PS 1000 polar 4.0 med. bioresonance device and the integrated Compact Programs. The following pre-existing Compact Program was used in the study:

RAH 71.60

Pain syndrome cervical spine

- 00.00 Analysis preparation
- 01.00 Vitalisation complete
- 02.00 Acupuncture meridians complete

- 31.10 ATP production complete
- 54.15 Medulla oblongata, respiratory centre, cardiovascular centre, vomiting centre
- 54.31 Cranial nerve XI (accessory nerve)
- 64.56 Cortisol
- 70.28 Skeleton I
- 70.29 Skeleton II
- 70.40 Borreliosis, Rickettsiosis (Lyme disease)
- 70.43 Infectious mononucleosis, chronic
- 70.46 Influenza
- 70.48 Disease of the blood system
- 70.58 Intensive detoxification program
- 70.59 Diseases at the cellular level (intracellular)
- 71.50 Pain relief
- 71.60 Pain syndrome cervical spine
- 01.00 Vitalisation complete

The study shows that the Rayocomp PS 1000 polar 4.0 med. is suitable for the treatment of patients with chronic pain caused by cervical spine syndrome. The key findings of the study, referred to as the claims, are detailed below. These claims help identify potential indications and a wide range of applications for Bioresonance according to Paul Schmidt and the Rayocomp devices. Moreover, these claims can be promoted by us as a company and you as a therapist and user.

The following excerpts are taken from the study book 'Successful Treatment of Chronic Pain.'

THE CLAIMS

P. 21: '[The] study confirms that the Rayocomp PS 1000 polar 4.0 bioresonance **device is safe**. Based on the results and information provided in the manual, **no adverse effects** were detected during this clinical trial that could alter the risk profile of the Rayocomp PS 1000 polar 4.0 bioresonance device.'

→ The new Medical Device Regulation (MDR) imposes essential safety and performance requirements on both medical device manufacturers and the medical devices they produce. The clinical prospective, double-blind randomised and placebo-controlled study showed that the Rayocomp bioresonance device meets these requirements.

P.32: 'There was no change in the NDI of the placebo group, but a **significant improvement in the NDI** of the group treated with the Rayocomp bioresonance device ($p < 0.001$).'

→ The Neck Disability Index (NDI) is 'a validated questionnaire for the assessment of neck pain' and is used to assess pain and function in the upper back area. The 10 questions in the questionnaire cover dimensions such as pain intensity, physical functioning,

headaches, and concentration. An improvement in the NDI after treatment with the Rayocomp device can therefore be understood as an improvement in these mentioned dimensions.

P.34: 'The placebo treatment did not achieve significant improvements in **neck pain, headaches, back pain, shoulder pain or muscle tension**, while treatment with the Rayocomp bioresonance device showed **significant improvements** ($p < 0.001$) in all parameters [...].'

→ Neck pain and back pain are widespread in the general population. People who spend extended periods sitting and working at computers often experience tension in their neck muscles. Tense neck muscles, in turn, can lead to headaches and other symptoms. The study also confirms a significant improvement in this area. This result expands the range of potential applications for Bioresonance therapy according to Paul Schmidt.

P.37: 'In terms of **physical capacity**, patients receiving the placebo treatment showed no significant improvement, while patients treated with the Rayocomp bioresonance device showed **significant improvements** ($p < 0.001$) in all parameters [...].'

P.41: 'The **SF-36 parameters of physical functioning, physical role functioning, bodily pain, general health perceptions, vitality, social functioning, emotional role functioning and mental health** achieved no significant improvement in patients receiving the placebo treatment. Whereas, all of the parameters showed **significant improvements** ($p < 0.001$) in patients receiving treatment with the Rayocomp bioresonance device.'

→ The SF-36 health questionnaire is used to assess health-related quality of life and 'allows tracking over time to evaluate how successful a therapy has been and how well the patient is coping with it' (Antwerpes/

von Sülberg). The study demonstrated that treatment with the Rayocomp PS 1000 polar 4.0 not only improves physical performance but also enhances overall quality of life.

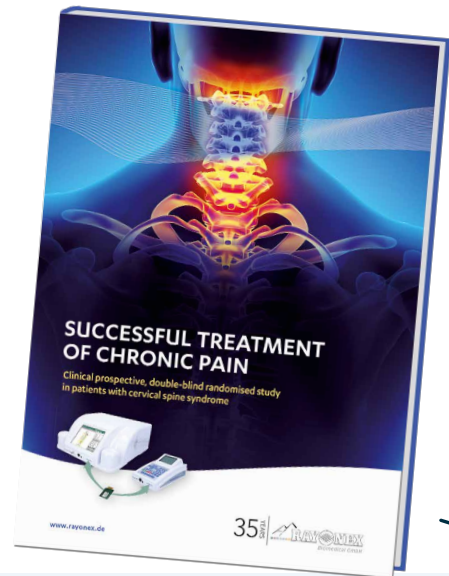
P.42: ‘Overall, there were **significant differences in how patients answered the question of whether they would recommend the treatment to others. All patients in the Rayocomp group said that they would recommend it**, while only around a quarter of patients in the placebo group said the same.’

P.45: ‘The Rayocomp PS 1000 polar 4.0 bioresonance device achieved significant improvements in all objective and subjective parameters of the study when compared to the placebo device.’

→ The results presented show significant improvements in the Rayocomp group that were not observed in the placebo group. All patients in the Rayocomp group would recommend the therapy to others, highlighting the effectiveness of the Rayocomp PS 1000 polar 4.0 in the targeted area of treatment.

P.46: ‘The Rayocomp PS 1000 polar 4.0 bioresonance device is a certified / authorised medical device that is available in the market. **This study has confirmed the effectiveness, safety and compatibility of treatment with this device.**’

→ Rayonex Biomedical offers the Rayocomp PS 1000 polar 4.0, a certified medical device approved under the Medical Device Directive (MDD). It is specifically designed for medical purposes and intended for use on humans.



Excerpts from the study have been published in the German clinical trials register (<https://drks.de/search/de/trial/DRKS00017381>) and are available in six languages (German, English, French, Spanish, Italian, Russian).

CONCLUSION

In summary, the results of the clinical, prospective, double-blind randomised, and placebo-controlled study on pain reduction in patients with cervical spine syndrome can be applied to the following areas: Neck pain, headaches, back pain, shoulder pain and tension. Other areas of application include physical performance, vitality, mental well-being, and health-related quality of life. The latter specifically encompasses general health perception, social functioning, emotional role functioning, and psychological well-being.

(Text: Leonie Richard)



Antwerpes, Frank, von Sülberg, Simon J. et al.: SF-36 Gesundheitsfragebogen. URL: https://flexikon.doccheck.com/de/SF-36_Gesundheitsfragebogen (Status: 12.07.2024).

Heimes, Dietmar: Erfolgreiche Behandlung chronischer Schmerzen. Klinisch-prospektive, doppelblind-randomisierte Studie bei Patienten mit Halswirbelsäulen-Syndrom.

Neck Disability Index (NDI). Schmerz- und Funktionsbeurteilung im oberen Rückenbereich.

URL: <https://www.raylytic.com/neck-disability-index/> (Status: 12.07.2024).

ENERGETICALLY OPTIMISED SUPPLEMENTS

What does that actually mean?

Bioresonance according to Paul Schmidt is a cause-oriented analysis and harmonisation system that enables users to determine individual treatment programs through energetic analysis. This analysis evaluates causal factors such as pollutant exposure, geological influences, imbalances in the acid-base balance, electromagnetic field effects, and deficiencies in minerals, trace elements, vitamins, amino acids, or enzymes.

The use of nutritional supplements is recommended when there are deficiencies in the organism or when there is an increased need for nutrients due to illness or physical activity. Over 20 years ago, when Bioresonance according to Paul Schmidt identified nutritional deficiencies as a potential cause of disease, the search began for nutritional supplements that would provide optimal support for the organism. This requires sup-

plements to be suitable from both a nutritional and an energetic point of view and tested with a Bioresonance device according to Paul Schmidt. Unfortunately, many of the supplements tested at that time yielded poor results. Sometimes, the supplement was unable to energetically support the associated organ regions, and in some cases, it had a negative energetic impact. In certain instances, the supplement exhibited signs of toxic contamination, while in others, the overall formulation was unsuitable, despite the individual substances being beneficial from a nutritional standpoint.

These findings have led Rayonex Biomedical to develop its own nutritional supplements, which have been designed to be both nutritionally and energetically suitable. The initial studies were supervised by Siegfried Natterer, a naturopath and expert in the development of energetically optimised nutritional supplements. Their discoveries explained why so many available supplements are less than ideal. The initial development took over two years and resulted in Rayobase®, an alkaline mineral supplement, and Rayovita®, a vitamin and trace element supplement. The formulas for both products have remained unchanged and continue to demonstrate their effectiveness on a daily basis around the world. This was followed by Rayoflora® (probiotic microorganisms), Rayo®-Pure (a preparation with plant extracts, algae, alpha-lipoic acid, MSM, and glutathione), Rayobase® VET, and the alkaline bath salt Rayosole® plus.





All of the aforementioned products must meet the following conditions during development:



- ✓ Energetic testing must identify each substance as supportive to the organism. This is tested in relation to all organs using Bioresonance according to Paul Schmidt.
- ✓ The energetic test must identify the sum of all the substances, i.e. the formula, as supportive for the organism. This is also tested in relation to all organs using Bioresonance according to Paul Schmidt.
- ✓ From an energetic point of view, neither a single substance nor the entire formulation should put stress on the entire organism or resonate with harmful substances.
- ✓ Naturally, the formulation must also meet nutritional requirements, such as the recommended daily intake.



These unique conditions are why therapists with a focus on energy are so enthusiastic about recommending these supplements.

Developing nutritional supplements that are energetically optimised is one thing, but how can we ensure this unique property in every batch produced, both now and in the future? To ensure quality, each new batch is energetically retested, and the products are specially stored at Rayonex Biomedical, including the use of a Duplex and special Rayonators, before being dispatched to the user. (Text: Dietmar Heimes)

If you have any questions about these unique supplements, please contact your distributor or email us at support@rayonex.de.

‘THE PATHOGEN IS NOTHING, THE ENVIRONMENT IS EVERYTHING.’

How I became a fan of Rayosole® plus

It all started with a shower after a good workout at the gym. I had no previous experience with fungal infections, but that was all about to change. After about a week I started to notice small ‘spots’ between my toes. This was the last thing I needed, especially as I was about to fly abroad in a week’s time. So, I went to see a dermatologist, who prescribed a standard anti-fungal cream and cortisone tablets. I made sure to apply the cream generously because, as the saying goes, ‘More is better’. However, it soon became clear that I was allergic to the active ingredient in the cream. The fungal infection continued to spread, pustules formed on my palms, and the trip I had planned was approaching fast.



I decided to go to the hospital to get a second opinion. The diagnosis there was clear: athlete's foot. I was prescribed another anti-fungal cream, which led to the same allergic reaction. By that time, however, I was already on the plane. I had two options. Either use the cream and endure the allergic reaction while trying to fight the fungus or avoid the cream and risk not addressing the fungus, potentially causing my hands to swell up again. I chose to use the cream to get the fungus under control. However, by the third day of my trip, the allergic reaction had spread to my back, stomach, legs, arms, and feet, so I decided to go to the nearest hospital. After successfully overcoming the language barrier, I was given an antihistamine infusion for two hours.





This provided temporary but highly effective relief from the allergic reaction. While in the hospital, I was prescribed another antifungal drug, to which I initially had no allergic reaction. Unfortunately, it proved ineffective against the fungus.

During my time abroad, I followed a low-histamine diet, which helped reduce the pustules, but the fungus continued to spread. As my trip drew to a close, it became clear that I needed to try a different approach to tackling the fungus. Back in Germany, I followed the principle of Claude Bernard: 'The pathogen is nothing, the environment is everything.' The environment that

fungi dislike most is alkaline. Rayosole® plus is ideal for this, as just one tablespoon transforms a footbath into a highly alkaline bath. I then soaked my feet in the Rayosole® plus bath for about an hour every day. When I stopped using the antifungal cream, the allergic reactions disappeared. After just three days of soaking my feet in Rayosole® plus, I noticed a significant improvement. After two weeks, the fungus had completely disappeared.

So, the story ends with the gym shower being renovated and me becoming a real fan of Rayosole® plus. (Text: Fynn Heimes)



RENTING FROM RAYONEX BIOMEDICAL

The perfect opportunity for those looking to recommend and use Bioresonance according to Paul Schmidt

One of Rayonex Biomedical's goals is to make Bioresonance according to Paul Schmidt accessible to anyone who wishes to use this cause-oriented treatment method for themselves or others. To ensure that financial barriers or complicated processes do not impede access, Rayonex Biomedical has been offering rentals alongside purchases for over 20 years, both nationally and internationally. Many thousands of products are currently available for renting, the majority of them in Germany and Austria.



RENTING IN GERMANY AND AUSTRIA

Renting the device opens up a wide range of treatment options for both therapists and patients. In Germany and Austria, many therapists recommend that their patients rent the device, as it makes home treatment with Bioresonance according to Paul Schmidt both easy and convenient. This approach significantly reduces time and financial costs and allows for a highly flexible implementation of the therapy plan. The process typically follows these steps:

Step 1 – The therapist creates a treatment plan for the patient in their practice and stores the corresponding fundamental frequency values and RAH programs on a Green-Card.

Step 2 – The therapist recommends a bioresonance device to the patient, such as the Rayocomp PS 10 basic, which, when combined with a Green-Card, is ideal for home therapy.

Step 3 – The therapist or the patient submits a rental request to Rayonex Biomedical. This means either the therapist rents the device to sublet it to the patient, or the patient directly requests the device from Rayonex Biomedical. Experience shows that therapists often facilitate the rental process by ordering the device on behalf of the patient.

Step 4 – Bettina Wiethoff handles your rental inquiries, answers your questions, and processes your rental contract.

Step 5 – The rental device is shipped to you within 3 to 10 business days.

Step 6 – Your home therapy can begin.

Step 7 – For equipment training or questions, please contact your recommending therapist or our Therapy and Advice Centre.

Customer feedback on our rental option has been overwhelmingly positive over the years. The advantages are clear: Renting is a more cost-effective option than buying, especially for long-term use of Bioresonance according to Paul Schmidt, such as in the case of chronic illnesses. It is also risk-free and flexible, as you can cancel the contract at the end of any month after the minimum term has expired. You also have the option of adding software modules and accessories to your rental agreement, allowing you to customise it at any time. (Note: The Rayocomp PS 10 basic cannot be upgraded with additional software.)

Renting a bioresonance device for home therapy can be especially beneficial, as experience shows that other family members often decide to try the therapy when a device is readily available in the household. This allows the whole family, including pets, to benefit from the therapy.

We prioritise ensuring that rental devices can be sent in for free repairs at any time if technical issues arise. We are committed to helping you continue your treatment as quickly as possible. If necessary, we can also provide you with a replacement device at short notice.

INTERNATIONAL RENTAL

Renting is also very popular beyond the borders of Germany and Austria. Demand is particularly strong in the United Kingdom, San Marino, and the United States. International rental is mainly handled by distributors in the respective countries. Distributors rent the devices from Rayonex Biomedical and then sub-lease them to individual therapists. If you would like to rent a bioresonance device as a private user or therapist, please contact the distributor responsible for your country. Our distributors often have local warehouses and can provide you with the devices on short notice. If we do not yet have a distributor in your country, Nadine Siepe from our export team will be happy to find a solution for you. (Text: Leonie Richard)



Ms **Nadine Siepe** has been working at Rayonex Biomedical as an industrial clerk in the export department for 20 years.

Email: export-siepe@rayonex.de



Ms **Bettina Wiethoff** has been responsible for handling rentals at Rayonex Biomedical as an industrial clerk for 1.5 years.



FIVE YEARS OF PIONEERING WORK

The Development of Rayonex in Taiwan and China

THE DOUBLE A-TEAM OF RAYONEX TAIWAN LTD.

Five years ago, we began developing the Chinese and Taiwanese markets on behalf of Mr Heimes, CEO of Rayonex Biomedical in Germany, and Dr Simon. The outbreak of the COVID-19 pandemic presented us with unprecedented challenges, but our determination was unwavering. My wife, Anita Tao, and I, Amadeus Tao, took on this task from Taiwan and had to endure five strict hotel quarantines, each lasting two weeks, to lay the foundation for Rayonex's expansion.

ANITA'S ACADEMIC EXCELLENCE AND OUR CONSULTING EXPERTISE

Anita, who graduated with honours in applied physics from the renowned National Taiwan University, brought invaluable expertise to our project. Her deep interest in physics and quantum physics greatly enhanced our strategic approach and together we successfully ran DocTao Consulting Ltd for over 25 years. My background in business administration has been crucial in assisting numerous Taiwanese companies to establish subsidiaries in Germany and vice versa. Coming from a family of doctors who favours a holistic approach, this was also a very rewarding challenge for me personally.

STRATEGIC APPROACH TO DEVELOPMENT

Drawing on our extensive experience in the healthcare sector and the strategies we used to build our own brand, we developed a meticulous approach:

1. Thorough market analysis
2. Product registrations
3. Evaluation of marketability
4. Identifying gaps in the market
5. Development of the business model and strategic implementation

ACHIEVEMENTS AND ONGOING ENDEAVOURS

Our dedication has led to significant success. After consistent growth in Taiwan, we began expanding into the Chinese market in 2024. From our strategic location, we frequently travel throughout Taiwan and China, working closely with practitioners of traditional medicine and distribution partners. We also organise study tours to Germany for clients and partners from Taiwan and China.

Last year, we significantly strengthened our presence in Taiwan with the opening of our new office in the World Trade Centre in Taipei. We are also working tirelessly to have the Rayocomp PS 1000 polar 4.0 recognised as a medical device in Taiwan, which is a major milestone for us.



Office in the World Trade Centre in Taipei

A SUCCESS STORY: COMMUNITY ENGAGEMENT AND THE INDIVIDUALISED MINI-RAYONEX

Our work primarily involves collaborating with open-minded Buddhist and Taoist communities in Taiwan, as well as the Traditional Chinese Medicine (TCM) community. These groups are aligned with the principles of Bioresonance according to Paul Schmidt, which fosters a synergistic relationship. This engagement requires frequent visits, ongoing outreach efforts, flexibility, and a deep understanding of Chinese business culture and local customs. One of the highlights of our collaboration is working with the prominent Master You. With over a million followers, he regularly teaches at Buddhist gatherings. As a TCM doctor, a practitioner of ancient Chinese imperial medicine, and the author of several books on TCM, he is a leading figure in the field. Since we began working together, Mas-



From left to right: Amadeus Tao | Master You | Dietmar Heimes

ter You has concluded that Rayonex is the missing link in his teachings on frequencies, energy, and the future of medicine. As a result, he has become one of our key partners in developing our individualised Mini-Rayonex range.

Just like Master You, one of our focuses is on the continuous development of the individualised Mini-Rayonex variants. This range is highly appealing because it allows for the integration of customised frequency spectra into the Mini-Rayonex, while also offering an exclusive distribution guarantee for the duration of the purchase period.



CONCLUSION


The growth of the Rayonex market in Taiwan and China over the past five years has been fuelled by dedication, strategic planning, and relentless effort. Overall, we are proud to be able to offer Rayonex's outstanding products in Taiwan and China and provide holistic support to many people. We will continue to embrace the challenges and opportunities that lie ahead and are confident that Rayonex's influence in the region will continue to grow.

Best regards, Amadeus & Anita Tao



A LITTLE SUCCESS STORY

Bioresonance according to Paul Schmidt at the retirement home
'Seniorenwohnheim Weststraße gemeinnützige GmbH'



In 1993, the city of Lüdenscheid established the Seniorenwohnheim Weststraße gemeinnützige GmbH with the goal of consolidating several small facilities into one central location. To lead this effort, Mrs Ursula Günter was appointed to the management team. With the completion of the new building at Weststraße 19 in Lüdenscheid in 1995, the company began operations at its new site. Over the following years, the company grew steadily, eventually offering residential care for seniors across two locations, with a total of around 200 care beds, assisted living, outpatient care, and day care services. Many elderly people and those in need of care have found, and continue to find, a comfortable and homely environment in the facility, which also employs around 260 staff.

The well-being of the residents is ensured by an in-house central kitchen, while a dedicated hair salon keeps them looking their best. A physiotherapist is always on hand to help with mobility and chiropody is also available. Mrs Günter's vision was to offer naturopathic therapies at no extra cost to residents who are often heavily reliant on nursing care, as well as to those who could not otherwise afford complementary health care. Over time, this idea expanded to include the staff, who would also benefit from such services. Bioresonance according to Paul Schmidt became a key part of this initiative. Over many years, Mrs Günter personally experienced the healing effects and success of bioresonance therapy in her private life.

But who would be responsible for implementing this in the retirement home? As fate would have it, at the end of 2018 Mrs Ursula Günter's long-time friend, Mrs Petra Hammecke, a naturopath from Plettenberg, was looking for a new professional challenge. The timing was perfect, and Mrs Hammecke began working as a naturopath at the retirement home in January 2019. An unused former bathing station was converted into a therapy room. Building biologist Mr Jörg Günter was involved in the renovation to ensure that the materials used were as safe as possible.

Thanks to these precautions, a building biology assessment was conducted in February 2020, leading to the application for the building biology seal for a low-field therapy practice from the Paul Schmidt Academy. The results of the measurements met the technical requirements, and the seal was awarded with the signatures of Mr Dietmar Heimes and Mr Wolfgang Sievers.



A GREAT SUCCESS

In the early weeks of her work, Mrs Hammecke encountered some scepticism from both staff and residents, with questions such as:

‘Why do we have an in-house naturopath?’ and ‘Healthcare at the workplace?’

However, these doubts quickly faded as the positive results of the therapy began to show. Enthusiasm grew and both residents and staff increasingly sought out her services. Today, it is a challenge to secure an appointment with Mrs Hammecke, and the number of bioresonance devices in the facility has grown from one to three.

In addition to bioresonance therapy, Mrs Hammecke provides a range of other naturopathic treatments, including holistic nutritional counselling, acupuncture, cupping, infusion therapies, homeopathy, curative mesotherapy, and gentle spinal adjustments.

Mrs Petra Hammecke is incredibly happy and fulfilled in her role as a naturopath at Seniorenwohnheim Weststraße gemeinnützige GmbH and feels that her work is genuinely appreciated. The positive impact on the working environment has further enhanced the home's reputation.

Overall, Ursula Günter is delighted with these developments - it is truly a little success story.

Best regards and stay healthy!

(Text: Jörg Günter)

THE NEW EXTENSION KIT FOR THE RAYOCOMP PS 10

A development for the future



The Rayocomp PS 10 was developed in 2006 and is used in over 46 countries. Initially, its primary function was to provide fundamental frequency values for energetic testing and harmonisation. A few years later, the development began on the Rayonex Analysis and Harmonisation System (RAH) for both human and veterinary applications. Due to the numerous advantages of the RAH, more and more RAH programs and software modules were integrated into the Rayocomp PS 10.

Today, the Rayocomp PS 10 can be equipped with the following software modules:

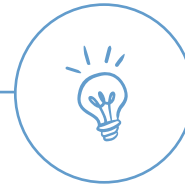
Art. no.	Description
20010	M1: Setting accuracy of FFVs (0,05)
20022	M2: Bioresonance according to Paul Schmidt, fundamental frequency values and programs
20040	M4: Programs according to Dr Elmar Ulrich
20055	M5: RAH Global Test Human, software module with 698 RAH programs
20097	M6: RAH Global Test VET, software module with 97 RAH programs
20075	M7: Building biology, software module with 226 RAH programs
20085	M8: RAH Compact Programs, software module with 166 Compact Programs
20090	M9: RAH Human for harmonisation, software module with over 1,800 RAH programs
20092	M10: RAH Human for analysis and harmonisation, software module with over 1,800 RAH programs
20098	M11: RAH VET for analysis and harmonisation, software module with over 1,600 RAH VET programs
20023	M12: RAH C-Module, software module with 87 RAH programs

Due to the numerous integrable software modules and the wide variety of RAH programs they include, the memory capacity of the Rayocomp PS 10 has been reached, and it can no longer accommodate additional RAH programs. With Rayocomp PS 10 software version 66, the number of available Test Protocols in the module M10 was reduced to make room for additional RAH programs.

While Rayonex Biomedical has always provided software updates free of charge and intends to continue this practice, we are currently unable to offer new updates due to the Rayocomp PS 10's limited storage space.

THE NEW EXTENSION KIT FOR THE RAYOCOMP PS 10

Typically, a company in this situation would release a new device, forcing the tens of thousands of users worldwide to purchase a new device and software modules. This approach would be impractical for many users and, in our view, not customer-friendly. It also conflicts with our sustainability values. Therefore, we decided to develop the Extension Kit. This Extension Kit can be retrofitted by Rayonex Biomedical to any Rayocomp PS 10, except for the Rayocomp PS 10 basic. With this upgrade, a Rayocomp PS 10 will be capable of receiving updates and will remain future-proof. The Extension Kit also provides several other benefits.



HERE IS AN OVERVIEW OF ALL THE ADVANTAGES OF THE EXTENSION KIT

.....

- ✓ Large data memory for future, free software updates, new modules, and new possibilities.
- ✓ Very fast RAH when testing and harmonising – just as fast as in the Rayocomp PS 1000 polar 4.0.
- ✓ Large rechargeable battery that allows the device to be used for at least 24 hours without recharging.
- ✓ The Extension Kit features a ‘super interface’ for future system expansions.
- ✓ With the Extension Kit, updates can be performed directly via the internet and SD card.
- ✓ When the Extension Kit is installed, a comprehensive service check of the device is performed, including a new display, new keyboard, and updated design.

Every Rayocomp PS 10 can be retrofitted with the Extension Kit. Note: The Rayocomp PS 10 basic does not require an Extension Kit to fulfil its intended purpose.

SUMMARY

Due to the large number of RAH programs, the maximum storage capacity of the Rayocomp PS 10 has been reached and cannot be updated further by Rayonex Biomedical. However, once a Rayocomp PS 10 is equipped with the Extension Kit, we can once again provide free device updates, along with many other benefits.

(Text: Dietmar Heimes)



'Super interface' and internet update function via SD card

BREAST CLINIC IN BERLIN USES BIORESONANCE ACCORDING TO PAUL SCHMIDT

Report on the application of Bioresonance according to Paul Schmidt in integrative medicine in oncology

All living cells, including human cells, carry electrical charges, generating electric fields and currents within the organism. Research has demonstrated that these electromechanical oscillations can influence biochemical processes within the organism. If the oscillation field is disturbed or affected by certain medications, it can lead to the uncontrolled spread of disease symptoms, allergies and other physical or psychological stressors. Bioresonance according to Paul Schmidt aims to restore the body's natural oscillation pattern, harmonising it and activating the body's self-healing powers. This process can help heal illnesses or prevent symptoms from developing in the first place.

To this day, Rayonex Biomedical GmbH, founded by Paul Schmidt, continues to explore frequencies and frequency spectra, examining their effects on both humans and animals. Over time, more than 1,800 frequency spectra have been developed for use in humans. These spectra are programmed into modern devices that use Bioresonance according to Paul Schmidt and are transmitted to patients to stimulate and harmonise their energetic fields. A prospective, double-blind randomised, placebo-controlled clinical trial conducted by Rayonex Biomedical has demonstrated the effectiveness of this method. The results of the study showed that Bioresonance according to Paul Schmidt not only alleviates pain but also has a positive effect on fatigue syndrome, thereby improving overall quality of life.

As part of a comprehensive cancer treatment programme, Rayonex Biomedical provided bioresonance therapy devices free of charge through an initiative of the nonprofit organisation 'soVIVIR e.V.'. The collaboration between Rayonex Biomedical, soVIVIR e.V., and a specialist in homeopathy aimed to enhance the quality of life for women with cancer. The goal was to assess how breast cancer patients undergoing medication or radiotherapy could benefit from Bioresonance according to Paul Schmidt. We paid particular attention to side effects such as gastrointestinal issues, polyneuropathy (PNP), bone and joint pain, and fatigue. In addition to breast cancer patients, we also energetically analysed and harmonised individuals with conditions such as asthma, tinnitus, dizziness, and irritable bowel syndrome.

Patients were randomly selected to be part of the observation group of breast cancer patients. They were informed of the option and decided for themselves whether to use Bioresonance according to Paul Schmidt. As a result, observations began at various stages of the disease and cancer treatment. Where possible, an analysis was carried out with the Rayocomp PS 1000 polar 4.0 before and after use at home. For home harmonisation, patients received a home therapy device (Rayocomp PS 10 med.) equipped with a pre-programmed card (Green-Card) from Rayonex Biomedical. Some patients with specific issues received an additional personalised Green-Card after

the analysis. Due to the highly individualised nature of patients' complaints, only unique experiences are presented.

A total of 12 breast cancer patients at different stages of the disease were included in the observation:

BREAST CANCER WITH BONE METASTASES, BIORESONANCE AFTER THE END OF CHEMO- AND RADIOTHERAPY, TREATMENT WITH ANTIBODIES

TREATMENT DURATION: 8 MONTHS

Initial analysis: Musculoskeletal system, female reproductive organs, detail: Milk ducts, reproductive organs

Analysis after 3 months: Immune system, female reproductive organs, musculoskeletal system, skeletal system thorax (in case of metastases in the sternum!), sciatica

Summary: Feels more energised. She found Bioresonance according to Paul Schmidt to be an effective method for relaxation, self-care, and enhancing her overall well-being. She also believes it offers potential for healing.

BREAST CANCER, BIORESONANCE DURING COMPLETE CHEMO- AND RADIOTHERAPY

TREATMENT DURATION: 7 MONTHS

Initial analysis March: Stress and high radiation exposure (everything at home is networked, as husband is an IT technician) | During therapy with Paclitaxel, gradually increasing over time: PNP, including trophic nail disorders, skin eczema, fatigue, lack of motivation,

water retention, frequent infections in the mouth and upper respiratory tract

Analysis in July: 2nd Green-Card was issued due to significant pulmonary strain observed during the check-up. After specific treatment with Bioresonance according to Paul Schmidt, the condition improved.

Analysis in August: Check-up: Eye strain, lungs okay, polyneuropathy improved, sleep good.

Analysis in September: Issues with the cervical spine; harmonisation in practice (cervical spine, thoracic spine, lumbar spine), symptoms in the cervical and lumbar spine improved afterward. She coped well with the radiotherapy and the accompanying bioresonance therapy. Bioresonance according to Paul Schmidt is giving her more and more energy.

Analysis in October: Stress on the liver, bile, pancreatic enzymes, just had gastrointestinal problems.

Summary: Here too, there was a general sense of 'improved well-being' after bioresonance therapy, continued improvement in symptoms in the cervical spine area, and a reduction in oedema.

BREAST CANCER, BIORESONANCE AFTER CHEMO- AND RADIOTHERAPY

TREATMENT DURATION: 6 MONTHS

Initial analysis: A pronounced hormonal imbalance was observed, including excess testosterone, overactivity of the adrenal medulla (increased catecholamine levels), underactivity of the adrenal cortex (reduced hormone production), and hypothalamic dysfunction (disrupted endocrine regulation).

Complaints: Fatigue and pronounced PNP | She occasionally felt an improvement in fatigue but later expe-

rienced sleep disturbances after Bioresonance according to Paul Schmidt. She did not want any changes to the program or adjustments, such as using the device in the morning, and therefore returned the device.

Summary: No improvement in PNP or other side effects of chemo, also has frequent cramps in her hands and feet, no improvement noticeable through Bioresonance according to Paul Schmidt.

**ADVANCED BREAST CANCER,
BIORESONANCE DURING
PALLIATIVE CHEMOTHERAPY**

TREATMENT DURATION: 6 MONTHS

Initial analysis: Initially, hormones and musculoskeletal issues were prioritised in the check-up. She experienced severe joint pain while on Letrozole, leading to the issuance of a second Green-Card specifically for joint issues. However, this did not provide significant relief. Letrozole was stopped, but she feels more energised using Bioresonance according to Paul Schmidt, which she now uses every morning and finds better. The PNP improved somewhat over time and the severe trophic nail disorders also improved by the end of treatment.

Summary: Significant benefit from using Bioresonance according to Paul Schmidt, increased energy, and improvement in trophic nail disorders

**BREAST CANCER, BIORESONANCE,
DURING CHEMO- AND RADIOTHERAPY,
2ND GREEN-CARD LIVER**

TREATMENT DURATION: 7 MONTHS

Initial analysis: Liver, bile, hepatitis E | Patient has

high liver values during therapy, but the indicated hepatitis E infection is not present.

July analysis: Fat metabolism 100 %; liver 50 %; liver values improve significantly.

September analysis (whilst undergoing radiotherapy): liver, gall bladder, pancreas, liver values (GGT) increased again slightly, takes a lot of nutritional supplements, including enzyme preparations. Feels very energised, has hardly any impairments.

November 2023: Liver values almost returned to normal at the end of treatment. High selenium, vitamin D and zinc levels due to intensive substitution.

Summary: Improved liver values and consistently good general condition, very good energy levels

**BREAST CANCER, 2ND, AND 3RD GREEN-
CARD, BIORESONANCE DURING THE
ENTIRE CHEMO- AND RADIOTHERAPY,
RADIOTHERAPY PLANNED TO END AT
CHRISTMAS, 4TH GREEN-CARD (JOINT
COMPLAINTS)**

TREATMENT DURATION: 8 MONTHS

Initial analysis May: Nervous system, musculoskeletal system, metabolism | For persistent sleep disorders 2nd Green-Card to combat sleep problems.

September analysis: Female reproductive organs, ovarian inflammation, stomach

October analysis: Nerves, musculoskeletal system, (eyes 6th position) | Complaints: continued severe sleep disturbances and eye problems, hot flushes, after chemo (Paclitaxel), also PNP | Should use Bioresonance according to Paul Schmidt in the morning due to sleep problems. | Is familiar with the procedure from

her naturopath, receives many nutritional supplements from her. After the end of paclitaxel therapy, sporadic paraesthesia, sleep significantly improved, continued concentration problems and some 'brain fog'.

November analysis: Ovaries, dry mucous membranes, small intestine, many amino acids

December analysis: Musculoskeletal system, heart, kidney, detail: Muscle tension, osteocytes

Summary: Significant improvement of symptoms following the application of Bioresonance according to Paul Schmidt, no more signs of PNP, tolerates radiotherapy without reddening of the skin, but still suffers from very dry mucous membranes and joint pain

BREAST CANCER, SECONDARY TUMOUR OTHER SIDE

TREATMENT DURATION: 5 MONTHS

Initial analysis: Musculoskeletal system, liver and gallbladder, and nerves included in the check-up. In detail: Cerebrospinal fluid, Parkinson's disease, radioactivity, water veins, niacin, glutamic acid, arginine, tryptophan, isoleucine, glycine, cysteine, aspartic acid.

Summary: Could not use the Bioresonance according to Paul Schmidt due to time constraints and returned the device unused (unfortunately!)

BREAST CANCER, BIORESONANCE THROUGHOUT CHEMO- AND RADIOTHERAPY

TREATMENT DURATION: 4 MONTHS

Initial analysis: Tissues, lymphatic system, liver, gallbladder, spleen, chondrogenesis | Current symptoms

during chemotherapy: Mucosal lesions, elevated liver values, paroxysmal tachycardia, severe diarrhoea, nausea, vomiting | Feels increasingly better after Bioresonance according to Paul Schmidt, with improvement in tachycardia as well. Practices it regularly, every 2-3 days. Even though the mucosal lesions and joint pain have not been completely eliminated, the patient reports an improvement. She also feels an improvement in energy.

Summary: Improvement in chemotherapy-related side effects, in particular increased energy.

BREAST CANCER, BIORESONANCE AFTER COMPLETED THERAPY

TREATMENT DURATION: 2 MONTHS

No initial analysis

Summary: Energetically improved, experiencing intense sweating on several days, joint pain has improved, PNP somewhat better, but muscle pain and sleep disturbances remain unchanged.

BREAST CANCER, BIORESONANCE START DURING CHEMOTHERAPY AT THE 5TH OF 6 PLANNED COURSES, THEN DURING RADIOTHERAPY

TREATMENT DURATION: 4 MONTHS

Initial analysis: Kidney, musculoskeletal system, renal medulla, nephrotic syndrome

July analysis: Digestive system, stress, hormonal system, due to the symptoms (oedema) kidney now 13th position. | Detail: Ureter, diuresis!, pyelonephritis | Significantly better tolerance of chemo during the 5th round, nausea much better.

Summary: Nausea and diarrhoea during chemo improved. She had the impression that Bioresonance therapy according to Paul Schmidt also helped her a lot regarding fatigue and loss of energy. She clearly noticed the difference when she stopped it for a few days. Regarding specific problems such as oedema or hot flushes, she initially felt no improvement, but in October the oedema also improved somewhat.

**BREAST CANCER, BIORESONANCE
AFTER THERAPY**

TREATMENT DURATION: 1 MONTH

Initial analysis: Nerves, teeth, digestion, gastritis, liver, flatulence; has problems with digestion.

Summary: Returned the device after 4 weeks, had not felt any positive effect, consistently reports fatigue, headaches, and exhaustion

**METASTATIC BREAST CANCER,
BIORESONANCE DURING ONGOING
THERAPY, IMMUNE SYSTEM SHOULD
BE STRENGTHENED.**

TREATMENT DURATION: 3 MONTHS

Initial analysis: Immune system: Lymphokine 100 %! Cadmium - possibly as a marker for a necessary detoxification | Complaints: Hyperhidrosis on the hands, multiple allergies, hot flushes

Summary: Likes the device, had dental treatment, cavities on the neck of her teeth, inflamed gums, much better after bioresonance therapy, can sleep well when she lies on the Fabric Detector in the evening, bone complaints also better when she lies on the Fabric Detector, flatulence and sweating also better, would like to continue using the device.

**SUMMARY OF THE RESULTS:
BIORESONANCE ACCORDING TO PAUL
SCHMIDT IN THE BREAST CLINIC**

A total of 12 breast cancer patients received the Rayo-comp PS 10 med. as a home device. An initial analysis was completed for 11 of these patients, with detailed analyses conducted based on their check-ups or specific complaints. For some patients, the analyses were repeated over time. The results of the check-ups were generally explainable, but not necessarily reproducible. Analysing the probable causes was more difficult. Often, a range of bacteria and other microorganisms were detected in the analysis that did not seem relevant and could not be confirmed in subsequent laboratory diagnostics.





Determining whether indicated amino acids, vitamins, or toxins truly required supplementation or treatment is difficult to assess. Ideally, any deficiencies or excessive levels should be monitored by laboratory tests, but this would be overly complex.

One patient did not find time for application, and two patients returned the device early, after 4 and 6 weeks, respectively. Almost all patients reported increased energy. It should be noted that many patients were very tired, especially during chemotherapy, and could not use the device regularly. Some also found the application time too long.

In general the patients reported feeling subjectively better or more energised after the application of bioresonance. Two patients experienced sleep disturbances, both of whom were very sensitive women, possibly overstimulated by bioresonance. One patient shifted her harmonisation to the morning and was then able to sleep better. The women also reported a positive effect on the side effects of chemo- and radiotherapy, or at least a trend towards better tolerability.

Whether PNP was also influenced after taxane therapy cannot be clearly determined. Tingling and paraesthesia increased during treatment despite the use of bioresonance but were generally not persistent after the end of taxane therapy. One patient developed carpal tunnel syndrome during chemotherapy, which could not be influenced and required surgery. Another patient reported a marked improvement in all her complaints after bioresonance harmonisation and felt that she was able to tolerate a complex dental procedure much better with bioresonance therapy compared to a similar treatment without it. Another patient felt 'simply much better' after treatment, without being able to explain why.

For patients with other conditions (asthma, irritable bowel syndrome, dizziness), the analysis generally matched their complaints. The 'harmonised' patients experienced slight improvements in their clinical symptoms. For example, a patient with long-standing asthma was able to significantly reduce steroid use after three harmonisations, a patient with tinnitus reported sustained improvement after a single application, and a patient with persistent dizziness was free of dizziness for 2-3 days after harmonisation. After four harmonisations, she reported an overall significant improvement. A patient with irritable bowel syndrome noticed considerable improvement after four weeks of home application.

Overall, the bioresonance treatment was predominantly found to be very pleasant and helpful. Bioresonance is an exciting approach to helping breast cancer patients during treatment by reducing the side effects of chemo- and radiotherapy and improving fatigue.

(Text: Dr Margarita Metzger)

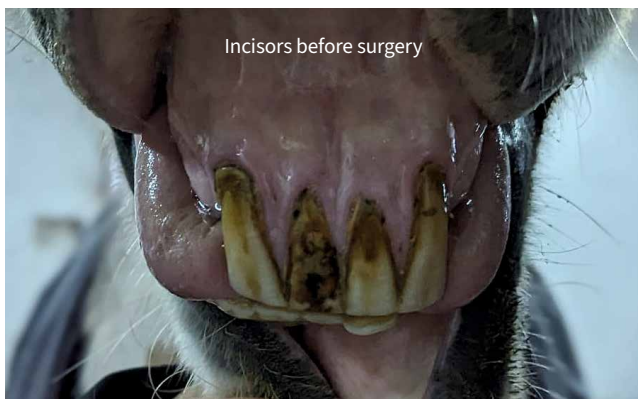


CASE REPORT



Pony gelding with EOTRH

The 27-year-old pony gelding was diagnosed with **Equine Odontoclastic Tooth Resorption and Hypercementosis (EOTRH)**. This disease causes inflammatory changes in the periodontal ligament, resulting in the loss of tooth material. Increased cementum formation at the root of the tooth causes enlargement and swelling of the gums. The gums recede, and tartar formation becomes more pronounced. The exact cause of this condition is still unknown.



The affected tooth roots were identified with the help of an X-ray. As almost all the incisors were affected, the teeth were removed in one operation. The healing process was supported with Bioresonance according to Paul Schmidt.

On 19 February 2024, all the incisors were removed within an hour and a half without complications. The pony stayed at the veterinary clinic until 21 February and was given 10 Traumeel® tablets three times a day in addition to painkillers. On 21 February we were able to bring our pony home in the afternoon and begin Bioresonance therapy according to Paul Schmidt. At that time, the wound cavities still contained gauze pads. The pony received daily bioresonance therapy, and the wounds were rinsed with calendula tincture and treated with Manuka honey. A customised spagyric mixture was also tested with the help of Bioresonance according to Paul Schmidt, which was then additionally administered. The bioresonance program below was compiled without a test, only according to indication. Programs from both, RAH VET and RAH Human, were used.

21/02/2024 - 25/02/2024

00.00 Analysis preparation | 01.00 Vitalisation complete | 02.00 Acupuncture meridians complete | 31.89 Acute local inflammation | 96.01 Wound healing (10 min.) | 31.82 Post-surgical care (10 min.) | 96.00 Scar interference suppression | 71.50 Pain relief | 77.25 Gingivitis | 96.02 Detoxification, basic program | 1x daily spagyric drops

From 26 February 2024, the painkiller was halved, and the vet came to check the wound. A remaining piece of bone was removed on site. The vet was very satisfied with the progress of the wound.

The first bioresonance test was conducted on the same day. The following RAH programs indicated an energetic disturbance. The RAH programs marked in **blue** were harmonised on the animal.

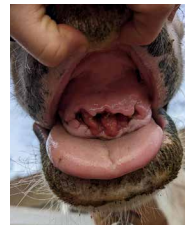


01.30 Pre-control | 02.11 Lung meridian | 02.15 Heart meridian | 02.19 Liver meridian | 09.18 Creatine kinase (CK) | 09.31 Neprilysin 1 | 10.34 L-Aspartic acid | 22.11 Adenovirus | 22.15 Herpes simplex | 31.54 Detoxification extracellular | 31.60 Detoxification liver | 96.01 Wound healing | 31.82 Post-surgical care | 31.89 Acute local inflammation | 34.10 Interleukins | 96.27 Specific immune defence | 88.33 Conduction system complete | 88.46 Stomach (Painkillers!) | 77.11 Toothache, acute

The new RAH harmonisation program was harmonised on the pony every second day. It was observed that on the days when bioresonance therapy was applied, rinsing the wounds was almost painless for the pony.

On the days without treatment, it was much more painful for the pony. The painkiller intake was stopped completely on 1 March 2024. Bioresonance therapy was conducted twice a week using the following programs:

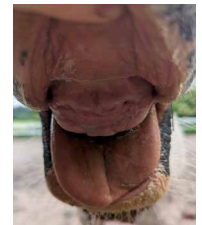
00.00 Analysis preparation | 01.00 Vitalisation complete | 31.10 ATP production complete | 31.89 Acute local inflammation | 96.01 Wound healing | 96.00 Scar interference suppression | 77.25 Gingivitis | 96.02 Detoxification, basic program



29/02/2024



07/03/2024



Final result



CONCLUSION

This case study demonstrates that Bioresonance according to Paul Schmidt can be used as an excellent supplement to post-operative care and wound care: Not only is the pain-relieving effect helpful during wound care, but possible side effects of medication can also be alleviated. (Text: Gina Alberts)

CHECK OUT THE
UPCOMING ISSUE OF

RAYONEX *feedback*



Feature Story

Rayonex Foundation - the foundation for Bioresonance according to Paul Schmidt

Research into Bioresonance
according to Paul Schmidt

Study on chronic inflammatory bowel diseases

News from the scientific community
**Scientific milestone - successful proof
of the storage of frequencies on water**

Veterinary Medicine
Another case study

Good to know
**Pacemakers and Bioresonance
according to Paul Schmidt**

(subject to change)

IMPRINT

Editor and publisher:

Rayonex Biomedical GmbH
Sauerland-Pyramiden 1
57368 Lennestadt
Telephone: +49 2721 6006-0
Email: support@rayonex.de
www.rayonex-biomedical.de
www.bioresonance.com

Editorial address:

Email: support@rayonex.de
Telephone: +49 2721 6006-0

Responsible for the content:


Dietmar Heimes (CEO)

Editorial team:

Gudrun Bunkenburg (International
Medical Support), Jana Düperthal
(Graphics), Leonie Richard (Content
Management)

Picture credits:

S. 1 istockphoto.com, yodiyim | Pictures
and vectors: Freepik + Envato





RAYONEX[®]

BIOMEDICAL · SINCE 1982

APPLICATIONS OF HEALTH

RAYONEX Biomedical GmbH
Sauerland-Pyramiden 1
57368 Lennestadt

Telephone +49 2721 6006-0
support@rayonex.de
www.rayonex-biomedical.de
www.bioresonance.com